

About Us

integrate the strategic objectives in their management and production systems in a transverse manner, so that the implementation of processes that are respectful towards the environment are not limited to specific actions, but instead from a part of its know how as a whole.

objective is to offer personalized and customized solutions for architecture and interior design through pieces which work as a complement for coverings and floorings. With high levels of aesthetic value, the ceramic pieces we manufacture achieve in adding extra value to projects thanks not only to their finishes, but also to their suitable adaptability with the rest of the elements.

This reflects in this catalogue which we have created with utmost creativity. The catalogue is one of the principal tools that still nowadays keep together the relationship between firms, resellers and consumers.

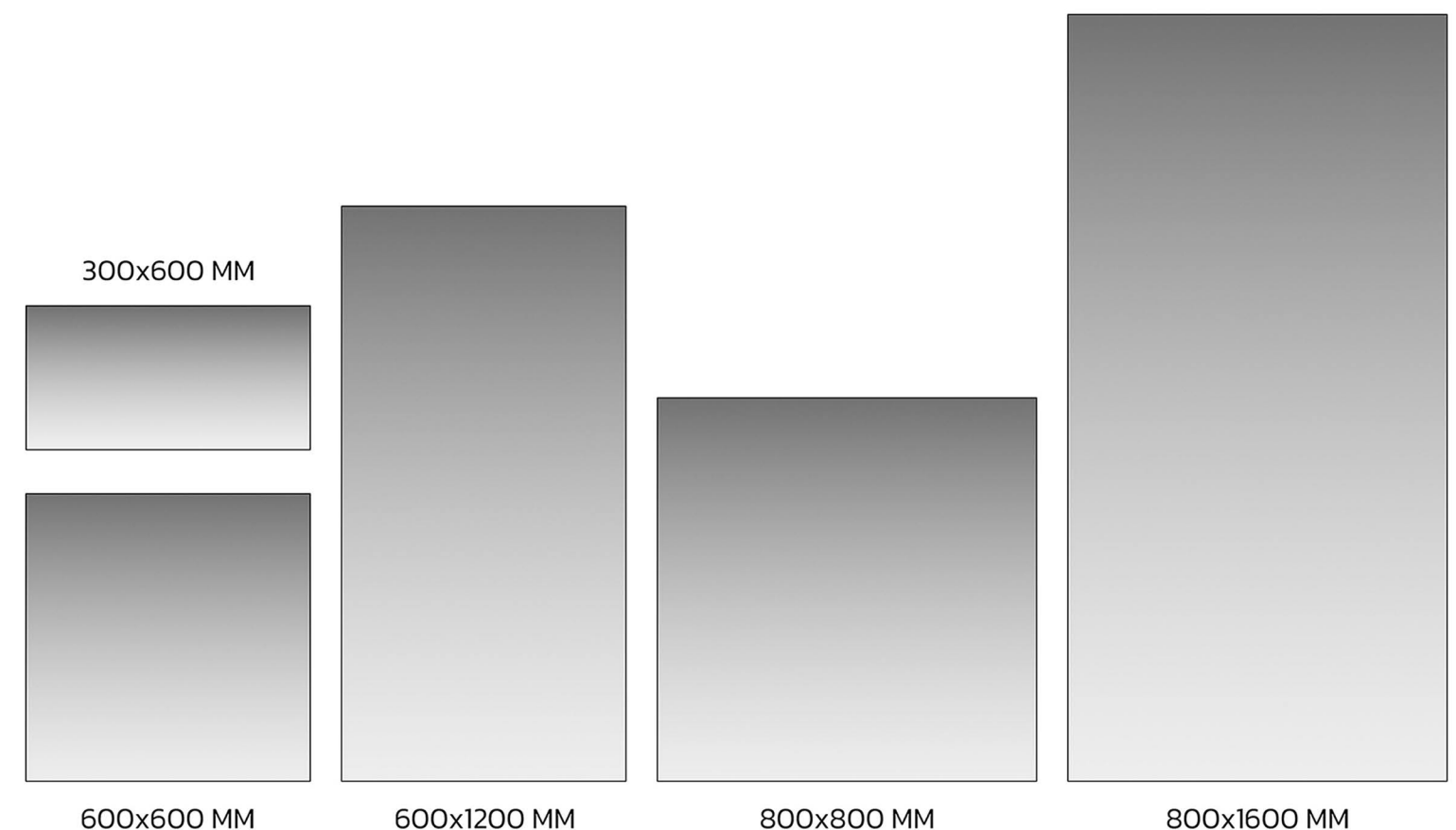
Once again following its own style, translates the trends and the innovations of the ceramic sector in something captivating and usable for the everyday design.


Various Size of Tiles

Tiles come in a variety of sizes, and the right size for a particular space depends on a few factors, such as the size of the room, the intended use of the space, and personal preference.

The fabulous designs from our different collections will be a treat to your eyes and will add value to your luxury lifestyle.

It's important to consider the scale of the room and the tile pattern when choosing tile size. For example, larger tiles can make a small room appear larger, while smaller tiles can create a more intricate pattern or texture. Ultimately, the choice of tile size depends on personal preference and the desired aesthetic for the space.





Brand Introduction

The brand was launched as a high-end compact surface with revolutionary physical and technical features. uses the best natural raw materials with state-of-the-art technology to create the best surfaces with luxurious designs.

 www.swordceramic.com



QUALITY
CERTIFICATES



Architecture

CHOICE



Surfaces for Everybody

Tiles have a wide range of practical and decorative uses in architecture and design. They are commonly used as a flooring material, providing a durable and easy-to-clean surface for high traffic areas such as kitchens, bathrooms, and entryways. Tiles can also be used as wall coverings, creating decorative accents and adding texture to a room. They can be used to create intricate mosaic patterns, decorative murals, or even as a backdrop for artwork. In addition, tiles are often used in exterior applications, such as roofing or cladding, where their durability and weather resistance make them an ideal choice. With their versatility and range of materials, tiles continue to be a popular and practical choice in modern design.





800x1600mm | 32x64" | 2.5x5ft

These are the most conventional tile as it is easy to lay, and extremely versatile; which is suitable for rooms of any size with many different technical and aesthetic requirements.

**800x
1600mm**

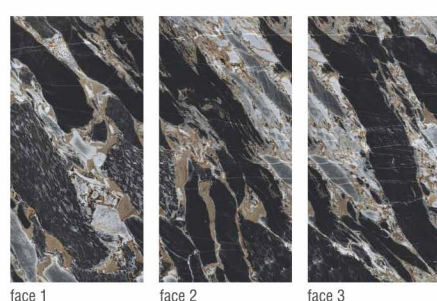
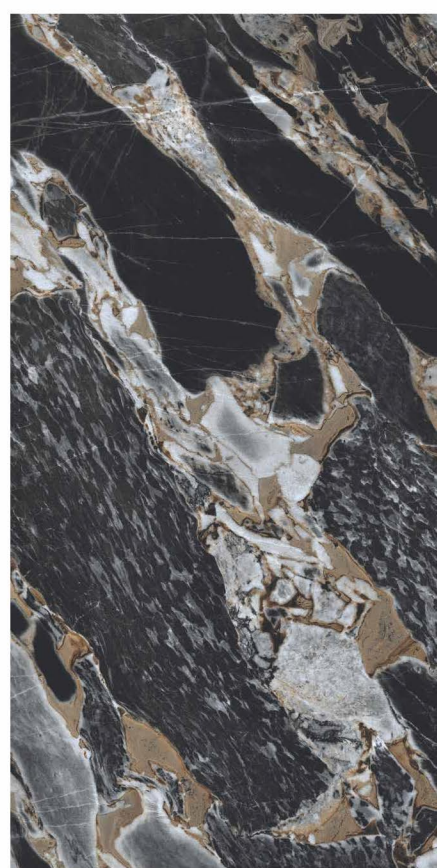
32x64" | 2.5x5ft

ALDO BEIGE




face 1 face 2 face 3

ARGOS BLACK



face 1 face 2 face 3

BIANCO DOLIMITI




face 1 face 2 face 3

GLOSSY FINISH | 800x1600mm
 — 6mm thickness
 — 9mm thickness


GLOSSY FINISH | 800x1600mm

— 6mm thickness
 — 9mm thickness



face 1 face 2 face 3

ARMANI GREY



face 1 face 2 face 3

ARMANI GRIS



face 1 face 2 face 3

ARMANI GOLD



GLOSSY FINISH | 800x1600mm


— 6mm thickness

— 9mm thickness



face 1 face 2 face 3

BLACK CURRENT



face 1 face 2 face 3

BLUE AGATE ONYX



face 1 face 2

BLUE BRECCIA




BOTTOCHINO NATURAL



face 1 face 2 face 3

BRAZILLIAN BLUE



face 1 face 2 face 3

BRONZE GLAM




face 1 face 2 face 3

GLOSSY FINISH | 800x1600mm

— 6mm thickness


— 9mm thickness

BRECCIA AURORA BIANCO



face 1 face 2 face 3

BRECCIA CLASSIC



face 1 face 2 face 3

BRECCIA LIGHT



face 1 face 2 face 3

GLOSSY FINISH | 800x1600mm

— 6mm thickness

— 9mm thickness

GLOSSY FINISH | 800x1600mm


— 6mm thickness

— 9mm thickness



face 1 face 2

BRECCIA MAX




face 1 face 2 face 3

BRECCIA AURORA BEIGE



face 1 face 2 face 3

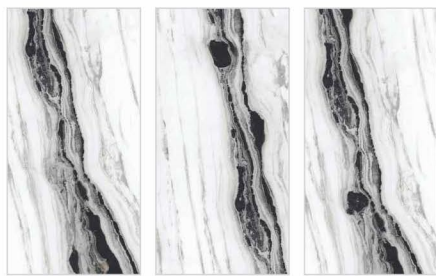
CLASSIC EMPERADOR





FLOOR
CLASSIC EMPERADOR

COVELANO LASA



face 1 face 2 face 3

CRYSTAL ONYX BEIGE



face 1 face 2

DOLCE BROWN



face 1 face 2 face 3

GLOSSY FINISH | 800x1600mm

— 6mm thickness

— 9mm thickness



FLOOR
DOLCE BROWN



GLOSSY FINISH | 800x1600mm

— 6mm thickness


— 9mm thickness



face 1

face 2

CRYSTAL ONYX NATURAL



face 1

face 2

CREMA MARFIL



face 1

face 2

face 3

DALLAS BEIGE



WALL
CRYSTAL ONYX NATURAL

GLOSSY FINISH | 800x1600mm

— 6mm thickness

— 9mm thickness



face 1 face 2 face 3

DOMINO GREY



face 1 face 2 face 3

DOMINO MARFIL



face 1 face 2

DYNA STREAK



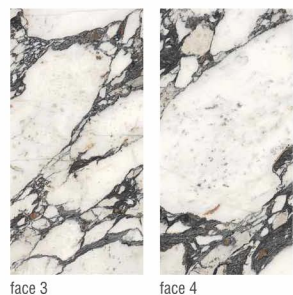

FLOOR
DYNA STREAK
FLOOR STRIP
ARMANI GOLD

GLOSSY FINISH | 800x1600mm


→ 6mm thickness

→ 9mm thickness



IMPACT STATUARIO





MADERA FOREST




MARBELLA WHITE



MARINA PEDRA



MATRIX BLACK



NERO MARQUINA



GLOSSY FINISH | 800x1600mm

→ 6mm thickness


→ 9mm thickness

GLOSSY FINISH | 800x1600mm

— 6mm thickness

— 9mm thickness

HELIX WHITE




face 1 face 2

GOLD AGATE ONYX



face 1 face 2 face 3

FOREST BROWN



face 1 face 2 face 3




face 1 face 2 face 3

PANDA WHITE




face 1 face 2

PATARA GRIGIYO



face 1 face 2 face 3

PORTORO GOLD



GLOSSY FINISH | 800x1600mm

— 6mm thickness

— 9mm thickness




WALL
EMPRO BEIGE
FLOOR
EVEN GREY

GLOSSY FINISH | 800x1600mm

— 6mm thickness

— 9mm thickness



face 1 face 2 face 3

EMPRADOR BEIGE



face 1 face 2 face 3

EMPRO BEIGE



face 1 face 2 face 3

EVEN GREY




NOCE MARRONE



ONYX VANILA




OPERA AZUL



face 1 face 2 face 3



face 1 face 2



face 1 face 2

GLOSSY FINISH | 800x1600mm

⚡ 6mm thickness

⚡ 9mm thickness



WALL
ONYX VANILA
FLOOR
NOCE MARRONE

GLOSSY FINISH | 800x1600mm

— 6mm thickness

— 9mm thickness



face 1 face 2 face 3



face 1 face 2 face 3



face 1 face 2 face 3

PIETRA ICE



PIETRA SMOKE



PIETRA GREY



RED GRANITE



RIGATO WHITE



ROMANTIC STATUARIO



face 1 face 2



face 1 face 2 face 3



face 1 face 2

GLOSSY FINISH | 800x1600mm

— 6mm thickness

— 9mm thickness




WALL
SPECTRUS CREMA
FLOOR
ROSALIA BROWN

ROSALIA BROWN



ROSALIA WHITE



SPECTRUS CREMA



GLOSSY FINISH | 800x1600mm


— 6mm thickness

— 9mm thickness

GLOSSY FINISH | 800x1600mm


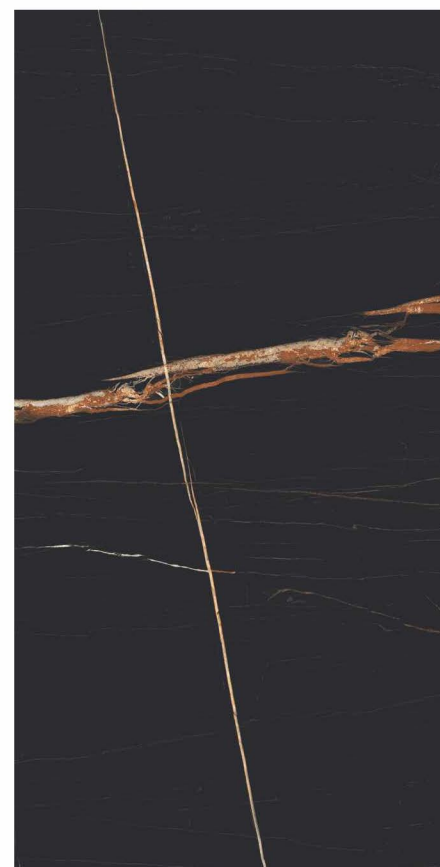
— 6mm thickness

— 9mm thickness



face 1 face 2 face 3

SAHARA BLACK



face 1 face 2 face 3

SAHARA WHITE



face 1 face 2 face 3

SPARKLE WHITE



WALL
SPARKLE WHITE
FLOOR
SAHARA BLACK




WALL & FLOOR
STATUARIO NATURAL

GLOSSY FINISH | 800x1600mm

— 6mm thickness

— 9mm thickness



face 1 face 2 face 3

STATUARIO NATURAL



face 1 face 2 face 3

STOINIS NATURAL



face 1 face 2 face 3

THASSOS WHITE



GLOSSY FINISH | 800x1600mm

— 6mm thickness

— 9mm thickness



face 1 face 2 face 3

TRAVENTINO IVORY



face 1 face 2 face 3

TRAVENTINO CARMEL



face 1 face 2 face 3

TRAVENTINO ROMAN



FLOOR
TRAVENTINO ROMAN

TRAVERTINE AMRILLA



TRAVERTINE MARRON



TRAVERTINO CHOCO



face 1 face 2



face 3 face 4



face 1 face 2



face 3 face 4



face 1 face 2 face 3

GLOSSY FINISH | 800x1600mm

— 6mm thickness

— 9mm thickness

GLOSSY FINISH | 800x1600mm

— 6mm thickness

— 9mm thickness



face 1 face 2 face 3



face 1 face 2



face 1 face 2 face 3

WHITE TIGER ONYX



WONDER BEACH



BRECCIA GREY





FLOOR
WHITE TIGER ONYX

MATT+ GLOSSY | 800x1600mm


— 6mm thickness

— 9mm thickness




face 1 face 2

ABSTRACT DECOR



face 1 face 2

GOLDUST BROWN



WALL
ABSTRACT DECOR



face 1 face 2 face 3


face 1 face 2 face 3

face 1 face 2

AMMONITE NERO

AMMONITE BIANCO

RUDE METAL



MATT+ GLOSSY | 800x1600mm
 — 6mm thickness
 — 9mm thickness

MATT+ GLOSSY | 800x1600mm
 — 6mm thickness
 — 9mm thickness

LARCH WOOD BEIGE

OAKWOOD BROWN

OAKWOOD BEIGE



face 1 face 2



face 1 face 2



face 1 face 2



face 3 face 4


**MATT+
GLOSSY** | 800x1600mm

— 6mm thickness


— 9mm thickness



face 1 face 2 face 3



face 1 face 2 face 3



face 1 face 2

CANYON BEIGE



CANYON BROWN



STONEAGE COPPER




IMPERIA BEIGE



IMPERIA VERDE



face 1 face 2 face 3



face 1 face 2 face 3

**PLAIN
RUSTIC** | 800x1600mm

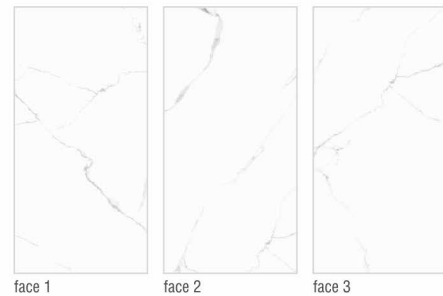
— 6mm thickness

— 9mm thickness

**PLAIN
RUSTIC** | 800x1600mm

— 6mm thickness

— 9mm thickness




face 1 face 2 face 3

ATLANTIC WHITE




face 1 face 2 face 3

LINEAR BEIGE



face 1 face 2 face 3

LINEAR NERO



FLOOR
LINEAR BEIGE

MERLIN MOCA




face 1 face 2

MERLIN NATURAL



face 1 face 2

UNI COLOR BROWN




face 1 face 2 face 3

PLAIN RUSTIC | 800x1600mm

- 6mm thickness
- 9mm thickness



PLAIN RUSTIC | 800x1600mm

- 6mm thickness
- 9mm thickness




face 1 face 2 face 3

UNI COLOR IVORY




face 1 face 2 face 3

UNI COLOR LIGHT GREY



face 1 face 2 face 3

UNI COLOR DARK GREY



RICH SILK | 800x1600mm

— 6mm thickness

— 9mm thickness



face 1 face 2 face 3

ARMANI GOLD



face 1 face 2 face 3

BRECCIA AURORA BIANCO




face 1 face 2 face 3

BRECCIA BEIGE



BRECCIA LAVA



face 1 face 2 face 3

DOLCE BROWN



face 1 face 2 face 3

HELIX WHITE



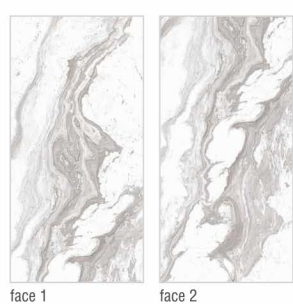
face 1

RICH SILK | 800x1600mm

— 6mm thickness

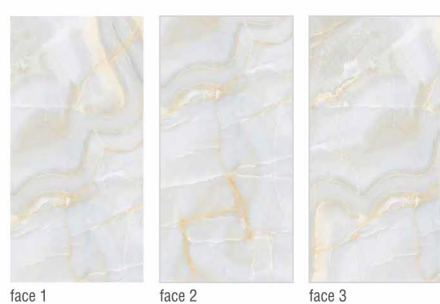
— 9mm thickness

ONICE WHITE




face 1 face 2

ONYX RIVIERA



face 1 face 2 face 3

PEARL WHITE



face 1 face 2 face 3

RICH SILK | 800x1600mm
 — 6mm thickness
 — 9mm thickness

RICH SILK | 800x1600mm

— 6mm thickness
 — 9mm thickness



face 1 face 2 face 3

STONIS NATURAL



face 1 face 2 face 3

WHITE TIGER ONYX



face 1 face 2

WILLIAM BIANCO



TECHNICAL SPECIFICATION OF OUR SLAB VITRIFIED TILE

TEST DISCRPTION			
CHARACTERISTIC	TEST METHOD	STANDARD AS PER ISO-13006/EN14411 GROUP	OUR VALUE
Deviation in Length	IS-13630-1	±0.50%	±0.10%
Deviation in Width	IS-13630-1	±0.50%	±0.10%
Deviation in Thickness	IS-13630-1	±5.00%	±5.00%
Straightness of Sides	IS-13630-1	±0.50%	±0.10%
Rectangularity	IS-13630-1	±0.60%	±0.15%
Surface Flatness	IS-13630-1	±0.50%	±0.20%
Surface Quality	IS-13630-1	Min. 95%	Min. 95%
PHYSICAL PROPERTIES			
Water Absorption	IS-13630-2	≤0.50%	≤0.50%
Modulus of Rapture(N/mm ²)	IS-13630-6	Min. 35N/mm ²	Min. 37N/mm ²
Breaking Strength(N)	IS-13630-6	<7.5mm-700N ≥7.5mm-1300N	≤7.5mm-1000N ≥7.5mm-1400N
Moisture Expansion(mm/m)	IS-13630-3	0.06 Max	0.01 Max
Scratch Hardness of Surface	IS-13630-13	Min. 4	Min. 4
Resistance of Surface Abrasion(Glazed Tiles)	IS-13630-11	As pr Mfg.	Class II Min.
Co-Efficient of Linear Thermal Expansion	IS-13630-4	As pr Mfg.	6.5x10 ⁻⁶ Max.
Thermal Shock Resistance	IS-13630-5	10 Cycles Min.	10 Cycles Min.
Crazing Resistance	IS-13630-9	As pr Mfg.	5 Cycles at 7.5Bar Pressure
Impact Resistance-Coefficient of Restitution	IS-13630-14	As pr Mfg.	0.55 Min
Frost Resistance	IS-13630-10	As pr Mfg.	No Damage
Bulk Density (g/cc)	IS-13630-2	>2.0 gm/cc	>2.0 gm/cc
CHEMICAL PROPERTIES			
Resistance of Staining	IS-13630-8	Class I Min.	Class II
Resistance of Household Chemicals	IS-13630-8	Class AA Min.	Class AA
Resistance to Acids & Alkalis	IS-13630-8	As pr Mfg.	Min. Class A
Slip Resistance	150-13006/EN1444 Group B A	As pr Mfg.	As pr Mfg.

PACKING DETAIL

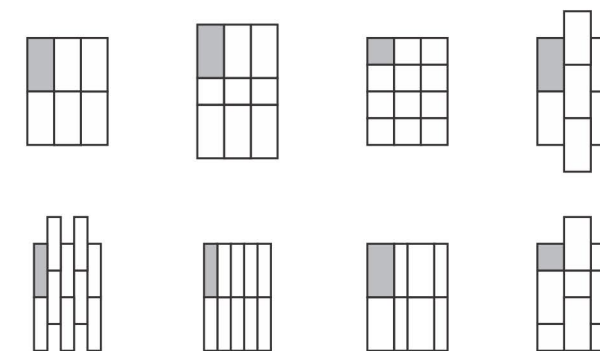
No.	Size	Thickness (approx.)	Pieces/Box	Area/Box	Wt./Box (approx.)
01	1200x2400mm	9.0mm	1 pcs.	2.88 sq. mtr.	60 Kgs.
02	800x1600mm	9.0mm	2 pcs.	2.56 sq. mtr.	54 Kgs.
03	1200x1200mm	9.0mm	2 pcs.	2.88 sq. mtr.	60 Kgs.

AQLU SLAB LAYING INSTRUCTIONS

- Plaster the surface of the floor to be tiled smooth and complete the plastering and curing at least two hour prior to tiling.
- Before fixing **AQLU SLAB**, lay them out in desired pattern and make sure that give acceptable blend of colour. Please not that certain amount of shade variation is inherent in the manufacture of a fully vitrified ceramic tile. THE COMPANY WALL BEAR NO LIABILITY AFTER THE TILES ARE FIXED.
- For fixing **AQLU SLAB**, we recommend the use of the tile fixing adhesive for best result. Also follow the tile fixing instructions provided along with adhesives.
- For fixing **AQLU SLAB** on the floor using sand and cement follow the instructions given below:
 - Use cement and sand mortar in the ratio of 1:4 add some water to create a consistent paste.
 - Once the mixing has been completed do not add any further water to create a consistent paste.
 - Apply a 20-30mm layer of bedding material over an area of 1 square meter at a time on the surface of the area. Apply a fine slurry to the back of the tile to ensure proper and dull bedding, press gently for even adherence at the back of the tile. DO NOT USE IRON HAMMER OR SOME HEAVY MATERIAL TO PRESS THE TILES.
- For fixing **AQLU SLAB** on dado, we recommend the use of adhesive. Please follow the manufacture's instructions for the same. We do not recommend the use of sand and cement for fixing on dado.
- Mark and layout the tiles from the center of the area to be tile so that cut tiles. If any will be on the outer edges to words the walls.
- The work size which we try to maintain for better technical performance is 1200x2400mm, 800x2400mm,900x1800mm, 800x1600mm, & 1200x1200mm on average. it is advisable to maintain a gap of 1mm to 3mm between every two tile to allow for possible expansion as per BIS/EN tolerance norms. This would give the coverage area as mentioned in the cartoon.
- Complete the tile laying process by pressing the center of the **AQLU SLAB** firmly into place along the walls/floors.
- Allow 3-4 days for bed curing. After this period fill the joints with grouts.
- Fifteen minutes after finishing the grouting process, wipe off excess grout with a damp sponge and polish the tile with a soft and dry cloth for a clean surface. The tile can also be cleaned by mild acid(however hydrofluoric acid and its derivatives should not be used)
- Please note that the company does not accept any liability in case of problems arising out of non-adherence to these fixing instructions.

TILING POSSIBILITIES

800x1600mm



1200x1200mm

